

Is your privacy compliance keeping up with insurance industry benchmarks?



Grab a pen and fill in the blanks to see how your privacy compliance measures up

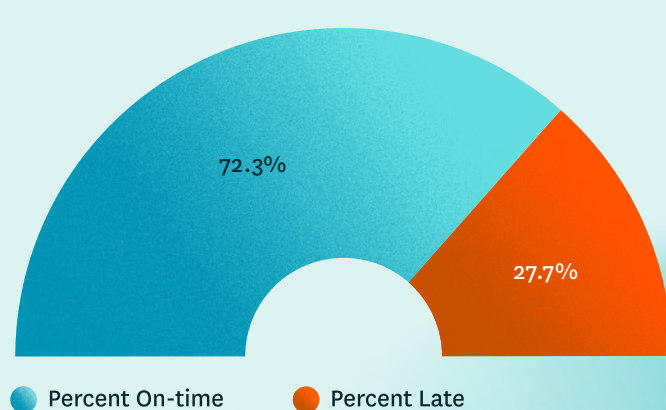
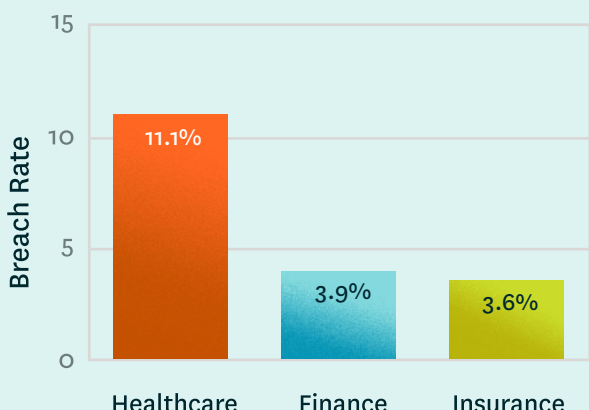
Insurance organizations see fewer notifiable breaches than other industries, but are the *least on-time* with notifications.

When Finance incidents happen, they often cross multiple jurisdictions, making them more complex to respond to and slower to resolve.



27.7%

Over a quarter of notifications — a full 27.7% — are sent late.

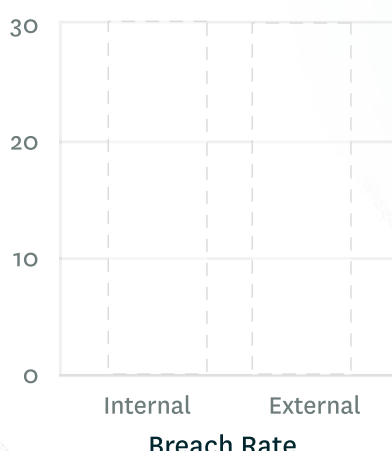
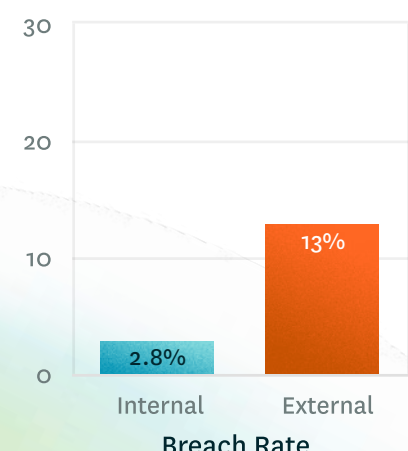


Third-party vendors are the weakest link



5X

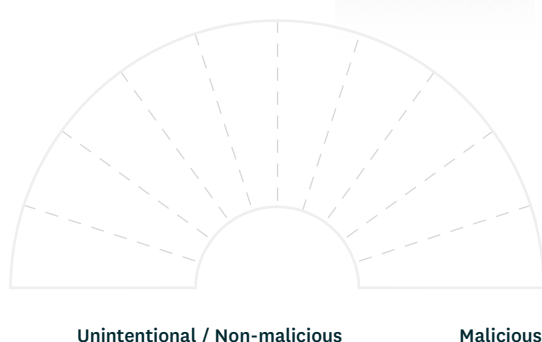
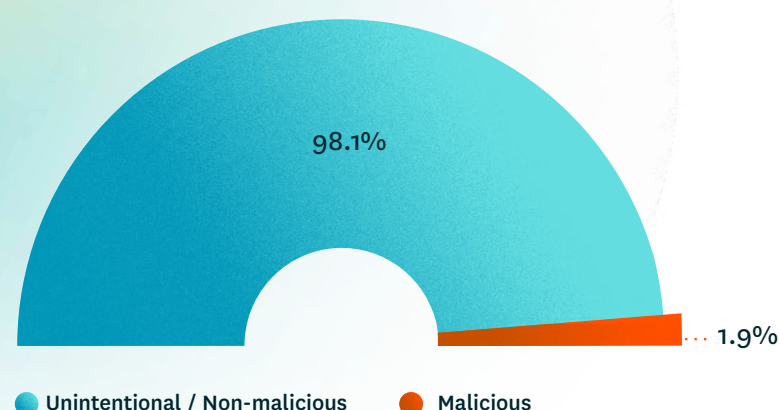
Incidents from external partners are nearly 4X riskier than internal incidents.



Fill-in-the-chart: What percent of your notifiable breaches originate internally? What percent externally?

Human error far outweighs hackers

Mistakes, not hackers, are your biggest risk. How is your privacy training equipped?



Fill-in-the-chart: What percent of your incidents are malicious?

Complex regulations add to breach notification challenges

Insurance breaches often trigger multiple regulatory obligations.

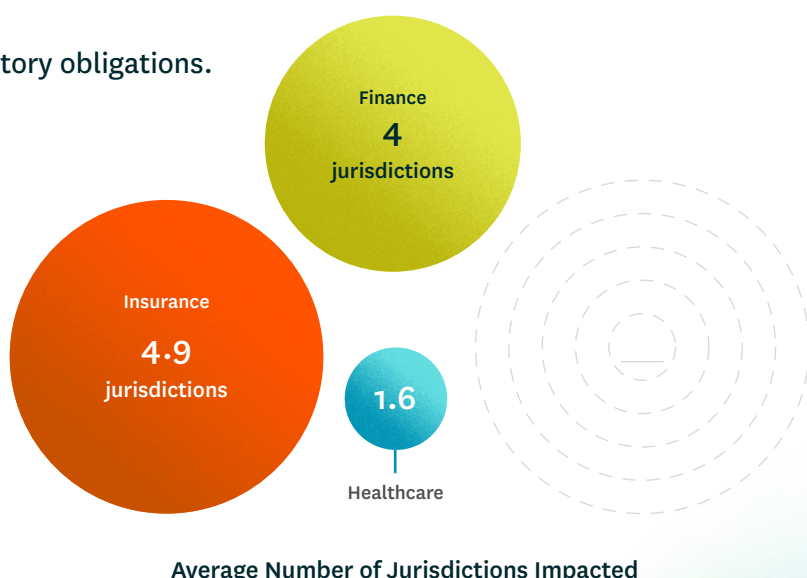
3X

Insurance incidents impact 3x as many jurisdictions as Healthcare incidents.

22.5%

Insurance incidents impact 22.5% as many jurisdictions as Finance incidents.

Fill-in-the-chart: How many jurisdictions does your average incident involve?



How does your program compare?

Compare your privacy incident response metrics against those of leading healthcare organizations. In our full **2025 Privacy Incident Management Benchmarking Report**, you'll get access to extensive privacy management data from leading healthcare organizations with **expert analysis and insights**, featuring incident response breakdowns and **actionable recommendations** and strategies to close performance gaps, streamline your workflows, and reduce overall risk.

Access the full report now

Visit radarfirst.com/2025-benchmarking/ or scan the QR code

